



Sports Car Club of BC



Hot Summer Days - August 8/9, 2015

Hot Summer Days


Vintage

Mission Raceway Park 2.120 km

Vintage Practice

8/9/2015 10:20 AM

Practice started at 10:23:05



(02) Ian Thomas					
1	1:42.456	+21.176	4	1:33.108	+2.831
2	1:27.387	+6.107	5	1:32.627	+2.350
3	1:24.897	+3.617	6	1:31.957	+1.680
4	1:21.833	+0.553	7	1:30.896	+0.619
5	1:21.280		8	1:30.378	+0.101
6	1:21.720	+0.440	9	1:30.861	+0.584
7	1:22.802	+1.522	10	1:30.290	+0.013
8	1:36.430	+15.150	11	1:30.277	
			12	1:30.956	+0.679
			13	1:30.863	+0.586

(2) Ian Mackie			(36) David Londry		
1	1:45.311	+22.683	1	1:44.819	+13.316
2	1:29.800	+7.172	2	1:31.503	
3	1:24.934	+2.306	3	1:34.430	+2.927
4	1:24.733	+2.105	4	1:32.062	+0.559
5	1:24.009	+1.381			
6	1:24.359	+1.731			
7	1:23.723	+1.095			
8	1:22.775	+0.147			
9	1:23.833	+1.205			
10	1:22.833	+0.205			
11	1:22.628				
12	1:23.054	+0.426			
13	1:23.528	+0.900			
14	1:25.012	+2.384			

(510) Paul Haym		
1	1:39.763	+14.851
2	1:30.388	+5.476
3	1:27.218	+2.306
4	1:27.686	+2.774
5	1:26.641	+1.729
6	1:25.370	+0.458
7	1:24.912	
8	1:25.326	+0.414
9	1:25.484	+0.572
10	1:25.888	+0.976
11	1:25.614	+0.702
12	1:24.964	+0.052
13	1:25.282	+0.370
14	1:25.490	+0.578

(447) John Elliott		
1	1:42.931	+12.801
2	1:39.384	+9.254
3	1:34.324	+4.194
4	1:33.478	+3.348
5	1:33.920	+3.790
6	1:30.178	+0.048
7	1:30.921	+0.791
8	1:30.249	+0.119
9	1:30.965	+0.835
10	1:30.130	
11	1:30.440	+0.310
12	1:30.917	+0.787
13	1:30.875	+0.745

(106) Ivan Lessner		
1	1:43.120	+12.843
2	1:39.746	+9.469
3	1:34.224	+3.947

Chief of Timing & Scoring - Marc Ramsay

Orbits

Race Director - Tasma Wooton

www.mylaps.com

Licensed to: Sports Car Club of British Columbia



Sports Car Club of BC



Hot Summer Days - August 8/9, 2015

Hot Summer Days


Vintage

Mission Raceway Park 2.120 km

Vintage Qualify

8/9/2015 11:45 AM

Qualifying started at 11:49:24



<u>(81) Dennis Repel</u>			7	1:29.779	+1.755
1	1:34.138	+14.234	8	1:30.812	+2.788
2	1:19.904		9	1:30.348	+2.324
3	1:20.943	+1.039	10	1:30.060	+2.036
p4	1:41.976	+22.072	11	1:30.627	+2.603
			12	1:28.834	+0.810
			13	1:28.297	+0.273

<u>(96) Michael Hawthorne</u>			<u>(447) John Elliott</u>		
1	1:36.086	+15.003	1	1:39.079	+9.381
2	1:23.610	+2.527	2	1:31.321	+1.623
3	1:21.633	+0.550	3	1:31.301	+1.603
4	1:21.083		4	1:29.995	+0.297
5	1:23.721	+2.638	5	1:29.698	

<u>(2) Ian Mackie</u>			6	1:31.603	+1.905
1	1:36.211	+13.269	7	1:30.782	+1.084
2	1:24.841	+1.899	8	1:30.756	+1.058
3	1:24.005	+1.063	9	1:31.031	+1.333
4	1:23.781	+0.839	10	1:30.152	+0.454
5	1:23.544	+0.602	11	1:30.030	+0.332
6	1:24.288	+1.346	12	1:31.623	+1.925
7	1:24.202	+1.260	13	1:30.946	+1.248
8	1:23.631	+0.689			
9	1:22.942		<u>(02) Ian Thomas</u>		
10	1:24.116	+1.174	1	1:40.436	
11	1:23.078	+0.136	p2	5:44.033	+4:03.597
12	1:23.917	+0.975			

<u>(510) Paul Haym</u>		
1	1:33.445	+9.331
2	1:24.769	+0.655
3	1:25.029	+0.915
4	1:24.993	+0.879
5	1:24.735	+0.621
6	1:24.849	+0.735
7	1:24.960	+0.846
8	1:24.656	+0.542
9	1:24.114	
10	1:24.752	+0.638
11	1:25.021	+0.907
12	1:24.941	+0.827
13	1:25.308	+1.194
14	1:25.608	+1.494

<u>(36) David Londry</u>		
1	1:33.970	+9.210
2	1:29.120	+4.360
3	1:29.744	+4.984
4	1:24.760	
5	1:26.029	+1.269
p6	2:09.619	+44.859
7	1:30.736	+5.976
8	1:25.325	+0.565
p9	1:51.889	+27.129

<u>(106) Ivan Lessner</u>		
1	1:38.612	+10.588
2	1:32.011	+3.987
3	1:30.548	+2.524
4	1:30.448	+2.424
5	1:28.024	
6	1:28.393	+0.369

Chief of Timing & Scoring - Marc Ramsay

Orbits

Race Director - Tasma Wooton

www.mylaps.com

Licensed to: Sports Car Club of British Columbia



Sports Car Club of BC



Hot Summer Days - August 8/9, 2015

Hot Summer Days

Sorted on Best Lap time

Vintage

Mission Raceway Park 2.120 km

Vintage Qualify

8/9/2015 11:45 AM

Qualifying started at 11:49:24

Pos	No.	Name	Class	Best Tm	Diff	Best Speed	In Lap	Nat/State	Sponsor
1	81	Dennis Repel	Vintage	1:19.904		95.515	2	North Vancouver B	Canada Engines/Ne
2	96	Michael Hawthorne	Vintage	1:21.083	1.179	94.126	4	Saanichton BC	
3	2	Ian Mackie	Vintage	1:22.942	3.038	92.016	9	Brentwood Bay BC	Lordco
4	510	Paul Haym	Vintage	1:24.114	4.210	90.734	9	Vancouver BC	
5	36	David Londry	Vintage	1:24.760	4.856	90.042	4	Surrey BC	
6	106	Ivan Lessner	Vintage	1:28.024	8.120	86.704	5	White Rock BC	
7	447	John Elliott	Vintage	1:29.698	9.794	85.086	5	North Vancouver B	The British America
8	02	Ian Thomas	Vintage	1:40.436	20.532	75.989	1	North Vancouver B	Thomas Design / T

Chief of Timing & Scoring - Marc Ramsay

Orbits

Race Director - Tasma Wooton

www.mylaps.com

Licensed to: Sports Car Club of British Columbia



Sports Car Club of BC



Hot Summer Days - August 8/9, 2015

Hot Summer Days


Vintage

Mission Raceway Park 2.120 km

Vintage Race 1

8/9/2015 02:00 PM

Race started at 14:03:03



	9	1:25.231	+0.945			
	10	1:24.975	+0.689			
<u>(81) Dennis Repel</u>	11	1:25.029	+0.743			
1	1:23.188	+2.604		<u>(36) David Londry</u>		
2	1:20.821	+0.237		1	1:31.366	+5.658
3	1:22.633	+2.049		2	1:30.490	+4.782
4	1:21.521	+0.937		3	1:28.209	+2.501
5	1:20.752	+0.168		4	1:25.998	+0.290
6	1:20.584			5	1:26.402	+0.694
7	1:22.992	+2.408		6	1:26.212	+0.504
8	1:22.475	+1.891		7	1:25.708	
9	1:22.569	+1.985		8	1:28.067	+2.359
10	1:22.242	+1.658		9	1:27.666	+1.958
11	1:22.739	+2.155		10	1:26.716	+1.008
				11	1:26.883	+1.175
<u>(02) Ian Thomas</u>				<u>(106) Ivan Lessner</u>		
1	1:25.109	+3.309		1	1:31.273	+3.584
2	1:21.946	+0.146		2	1:30.139	+2.450
3	1:22.566	+0.766		3	1:30.621	+2.932
4	1:22.245	+0.445		4	1:27.689	
5	1:22.538	+0.738		5	1:29.733	+2.044
6	1:21.800			6	1:28.630	+0.941
7	1:23.408	+1.608		7	1:29.139	+1.450
8	1:22.641	+0.841		8	1:30.054	+2.365
9	1:24.678	+2.878		9	1:29.340	+1.651
10	1:23.274	+1.474		10	1:29.953	+2.264
11	1:22.694	+0.894		11	1:28.422	+0.733
<u>(2) Ian Mackie</u>				<u>(447) John Elliott</u>		
1	1:25.719	+3.444		1	1:33.984	+4.014
2	1:24.253	+1.978		2	1:30.522	+0.552
3	1:23.710	+1.435		3	1:29.970	
4	1:22.926	+0.651		4	1:31.534	+1.564
5	1:23.658	+1.383		5	1:31.301	+1.331
6	1:23.376	+1.101		6	1:31.638	+1.668
7	1:23.698	+1.423		7	1:31.277	+1.307
8	1:22.275					
9	1:23.382	+1.107				
10	1:22.811	+0.536				
11	1:23.143	+0.868				
<u>(96) Michael Hawthorne</u>						
1	1:26.575	+4.273				
2	1:24.108	+1.806				
3	1:23.670	+1.368				
4	1:22.974	+0.672				
5	1:23.704	+1.402				
6	1:23.256	+0.954				
7	1:23.782	+1.480				
8	1:22.302					
9	1:23.324	+1.022				
10	1:22.818	+0.516				
11	1:23.131	+0.829				
<u>(510) Paul Haym</u>						
1	1:27.292	+3.006				
2	1:24.286					
3	1:24.711	+0.425				
4	1:24.712	+0.426				
5	1:25.206	+0.920				
6	1:24.768	+0.482				
7	1:25.570	+1.284				
8	1:25.619	+1.333				

Chief of Timing & Scoring - Marc Ramsay

Orbits

Race Director - Tasma Wooton

www.mylaps.com

Licensed to: Sports Car Club of British Columbia



Sports Car Club of BC



Hot Summer Days - August 8/9, 2015

Hot Summer Days

Sorted on Laps

Vintage

Mission Raceway Park 2.120 km

Vintage Race 1

8/9/2015 02:00 PM

Race started at 14:03:03

Pos	No.	Name	Class	Laps	Diff	Total Tm	Best Tm	Club	License	Nat/State	Sponsor
1	81	Dennis Repel	Vintage	11		15:05.033	1:20.584	SCCBC	CACC	North Vancou	Canada Engines/NE
2	02	Ian Thomas	Vintage	11	11.560	15:16.593	1:21.800	VRCBC	CACC	North Vancou	Thomas Design / T
3	2	Ian Mackie	Vintage	11	16.854	15:21.887	1:22.275	VMSC	CACC	Brentwood Ba	Lordco
4	96	Michael Hawthorne	Vintage	11	17.249	15:22.282	1:22.302	VMSC	CACC	Saanichton BC	
5	510	Paul Haym	Vintage	11	35.294	15:40.327	1:24.286	VRCBC	CACC	Vancouver BC	
6	36	David Londry	Vintage	11	1:02.870	16:07.903	1:25.708	SCCBC	CACC	Surrey BC	
7	106	Ivan Lessner	Vintage	11	1:23.313	16:28.346	1:27.689	VRCBC	CACC	White Rock BC	
8	447	John Elliott	Vintage	7	4 Laps	10:43.690	1:29.970	VRCBC	CACC	North Vancou	The British America

Margin of Victory	Avg. Speed	Best Lap Tm	Best Speed	Best Lap by
11.560	92.761	1:20.584	94.709	81 - Dennis Repel

Chief of Timing & Scoring - Marc Ramsay

Orbits

Race Director - Tasma Wooton

www.mylaps.com

Licensed to: Sports Car Club of British Columbia



Sports Car Club of BC



Hot Summer Days - August 8/9, 2015

Hot Summer Days

Vintage

Mission Raceway Park 2.120 km

Vintage Race 2

8/9/2015 03:55 PM

Race started at 16:01:58

Lap	Lap Tm	Diff	Time of Day
(81) Dennis Repel			
1	1:22.937	+3.386	16:03:26.473
2	1:19.551		16:04:46.024
3	1:21.198	+1.647	16:06:07.222
4	1:21.016	+1.465	16:07:28.238
5	1:22.948	+3.397	16:08:51.186
6	1:21.566	+2.015	16:10:12.752
7	1:21.565	+2.014	16:11:34.317
8	1:21.290	+1.739	16:12:55.607
9	1:21.664	+2.113	16:14:17.271
10	1:21.953	+2.402	16:15:39.224
11	1:21.727	+2.176	16:17:00.951

Lap	Lap Tm	Diff	Time of Day
(02) Ian Thomas			
1	1:25.776	+3.875	16:03:31.423
2	1:22.943	+1.042	16:04:54.366
3	1:23.568	+1.667	16:06:17.934
4	1:22.965	+1.064	16:07:40.899
5	1:22.833	+0.932	16:09:03.732
6	1:22.145	+0.244	16:10:25.877
7	1:21.901		16:11:47.778
8	1:22.592	+0.691	16:13:10.370
9	1:22.461	+0.560	16:14:32.831
10	1:22.523	+0.622	16:15:55.354
11	1:22.995	+1.094	16:17:18.349

Lap	Lap Tm	Diff	Time of Day
(96) Michael Hawthorne			
1	1:25.326	+3.658	16:03:29.667
2	1:24.130	+2.462	16:04:53.797
3	1:24.399	+2.731	16:06:18.196
4	1:24.256	+2.588	16:07:42.452
5	1:23.055	+1.387	16:09:05.507
6	1:22.726	+1.058	16:10:28.233
7	1:22.657	+0.989	16:11:50.890
8	1:22.411	+0.743	16:13:13.301
9	1:22.208	+0.540	16:14:35.509
10	1:21.668		16:15:57.177
11	1:22.306	+0.638	16:17:19.483

Lap	Lap Tm	Diff	Time of Day
(2) Ian Mackie			
1	1:25.375	+3.335	16:03:29.272
2	1:24.125	+2.085	16:04:53.397
3	1:24.176	+2.136	16:06:17.573
4	1:24.469	+2.429	16:07:42.042
5	1:23.156	+1.116	16:09:05.198
6	1:24.231	+2.191	16:10:29.429
7	1:22.410	+0.370	16:11:51.839
8	1:22.463	+0.423	16:13:14.302
9	1:22.040		16:14:36.342
10	1:22.605	+0.565	16:15:58.947
11	1:22.081	+0.041	16:17:21.028

Lap	Lap Tm	Diff	Time of Day
(510) Paul Haym			
1	1:26.797	+2.055	16:03:31.165
2	1:24.929	+0.187	16:04:56.094
3	1:24.742		16:06:20.836
4	1:24.864	+0.122	16:07:45.700
5	1:25.562	+0.820	16:09:11.262
6	1:24.904	+0.162	16:10:36.166
7	1:25.502	+0.760	16:12:01.668

Lap	Lap Tm	Diff	Time of Day
8	1:26.155	+1.413	16:13:27.823
9	1:25.400	+0.658	16:14:53.223
10	1:25.273	+0.531	16:16:18.496
11	1:25.570	+0.828	16:17:44.066

Lap	Lap Tm	Diff	Time of Day
(106) Ivan Lessner			
1	1:31.763	+2.506	16:03:36.557
2	1:29.257		16:05:05.814
3	1:30.376	+1.119	16:06:36.190
4	1:31.241	+1.984	16:08:07.431
5	1:29.444	+0.187	16:09:36.875
6	1:29.520	+0.263	16:11:06.395
7	1:29.499	+0.242	16:12:35.894
8	1:29.519	+0.262	16:14:05.413
9	1:30.045	+0.788	16:15:35.458
10	1:29.579	+0.322	16:17:05.037

Lap	Lap Tm	Diff	Time of Day
(36) David Londry			
1	1:29.022	+4.072	16:03:34.270
2	1:25.851	+0.901	16:05:00.121
3	1:25.717	+0.767	16:06:25.838
4	2:12.793	+47.843	16:08:38.631
5	1:26.031	+1.081	16:10:04.662
6	1:26.488	+1.538	16:11:31.150
7	1:26.955	+2.005	16:12:58.105
8	1:24.950		16:14:23.055
9	1:25.045	+0.095	16:15:48.100
10	1:25.081	+0.131	16:17:13.181

Chief of Timing & Scoring - Marc Ramsay

Orbits

Race Director - Tasma Wooton

www.mylaps.com

Licensed to: Sports Car Club of British Columbia



Sports Car Club of BC



Hot Summer Days - August 8/9, 2015

Hot Summer Days

Sorted on Laps

Vintage

Mission Raceway Park 2.120 km

Vintage Race 2

8/9/2015 03:55 PM

Race started at 16:01:58

Pos	No.	Name	Class	Laps	Diff	Total Tm	Best Tm	Club	License	Nat/State	Sponsor
1	81	Dennis Repel	Vintage	11		15:02.600	1:19.551	SCCBC	CACC	North Vancou	Canada Engines/NE
2	02	Ian Thomas	Vintage	11	17.398	15:19.998	1:21.901	VRCBC	CACC	North Vancou	Thomas Design / T
3	96	Michael Hawthorne	Vintage	11	18.532	15:21.132	1:21.668	VMSC	CACC	Saanichton BC	
4	2	Ian Mackie	Vintage	11	20.077	15:22.677	1:22.040	VMSC	CACC	Brentwood Ba	Lordco
5	510	Paul Haym	Vintage	11	43.115	15:45.715	1:24.742	VRCBC	CACC	Vancouver BC	
6	106	Ivan Lessner	Vintage	10	1 Lap	15:06.686	1:29.257	VRCBC	CACC	White Rock BC	
7	36	David Londry	Vintage	10	1 Lap	15:14.830	1:24.950	SCCBC	CACC	Surrey BC	
Not classified											
DNS	447	John Elliott	Vintage		DNS			VRCBC	CACC	North Vancou	The British America

Margin of Victory	Avg. Speed	Best Lap Tm	Best Speed	Best Lap by
17.398	93.011	1:19.551	95.938	81 - Dennis Repel

Chief of Timing & Scoring - Marc Ramsay

Orbits

Race Director - Tasma Wooton

www.mylaps.com

Licensed to: Sports Car Club of British Columbia